Machine Translated by Google

Using/flushing the toilet

How to use

The rear cleansing function is to wash away dirt that accumulates around the private parts after defecation.

•The bidet cleansing function washes away dirt that accumulates around the private parts, such as during menstruation.

•For both the rear and bidet, the recommended cleaning time is 10 to 20 seconds.

enter	use				Go out

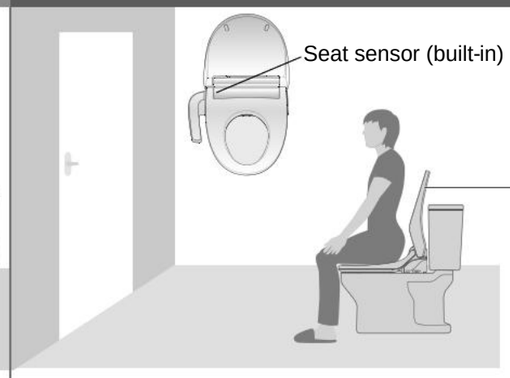

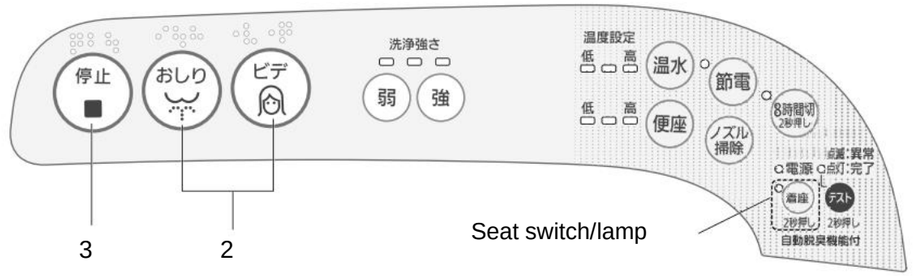

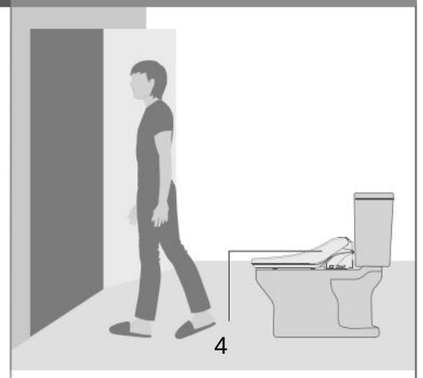

1 2 Open the toilet lid

Deodorization will start automatically.

(There is an operating sound.)

(CH932S, CH932T only)

[Page 9]

• When seating is detected,

The lamp will light up.

Lamp light

If the lamp does not light up,

Please sit in the center.

(For details, see page 23)

Wash

Buttocks cleaning Bidet cleaning

When you press the switch, the nozzle is first cleaned.

I will.

(Nozzle cleaning water flows into the toilet bowl.)

After about 5 to 8 seconds, hot water will come out and

Start the bidet flush.

Lamp light

3 Stop washing

Stop washing.

After the nozzle returns

Clean the nozzle.

When you stand up, the next action is performed automatically.

I will.

• The seated lamp will turn off.

Lamp off

• Deodorization will stop after approximately 1 minute.

(CH932S, CH932T only)

4 Close the toilet lid by hand

Note

•Please be careful not to wash for long periods of time or wash too much. Also, do not wash the inside of the body.

*It may wash away the normal bacteria and upset the balance of bacteria in the body.

Do not use this product to stimulate bowel movements habitually. Also, do not intentionally induce bowel movements while washing.

please.

Do not use if you have local pain or inflammation.

•If you are receiving local treatment or medical procedure, please follow your doctor's instructions regarding use.

please

• Even if the temperature is moderate at first, if you sit on the toilet seat for a long time, it may feel hot and you may get a low-temperature burn. Please set the toilet seat temperature low. [P.12]

notice

• A noise may be heard when the nozzle comes out, but this is not an abnormality.

• It takes a while for cleaning water to come out after you press the rear or bidet cleaning switch.

• The capacity of the hot water tank is approximately 0.6 L. The water will become cold after approximately 60 seconds of use at medium strength. It will become hot water after about 5 to 7 minutes (depending on the water temperature).

• During cleaning, the water coming out from the left of the nozzle is relief water for adjusting the water pressure and is not a malfunction.

After the cleaning process has stopped, water droplets may fall from around the nozzle. This is due to the expansion of the water in the hot water tank as it warms up. Or it is due to residual water in the nozzle and is not a malfunction. (About 7 to 8 minutes after cleaning)

• For safety reasons, cleaning will stop automatically after approximately 5 minutes of continuous use.

Regarding the time that cleaning and deodorization (CH932S, CH932T only) will stop after pressing the seat switch

• If you press the buttocks or bidet switch and use it continuously for about one minute, it will automatically stop.

• Deodorization starts when the rear end or bidet wash starts. Deodorization stops about 1 minute 30 seconds after the wash stops.

Machine Translated by Google

Adjust

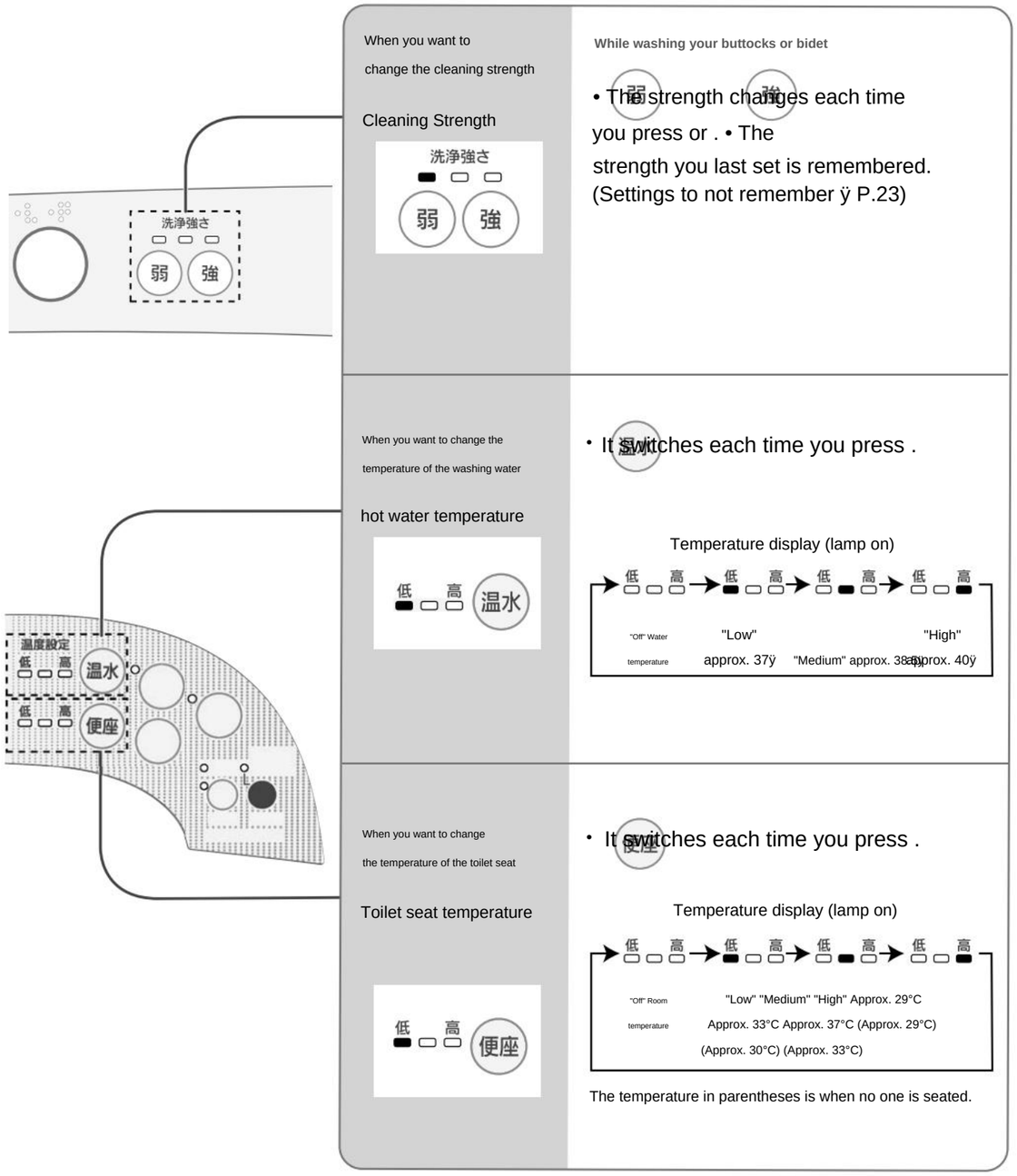

When you want to change the cleaning strength

Cleaning Strength

洗浄強さ 弱 強

While washing your buttocks or bidet

• The strength changes each time you press 弱 or 強. • The strength you last set is remembered. (Settings to not remember ÿ P.23)

When you want to change the temperature of the washing water

hot water temperature

低 高 温水

• It switches each time you press 温水.

Temperature display (lamp on)

"Off" Water temperature	"Low" approx. 37ÿ	"Medium" approx. 38ÿ	"High" approx. 40ÿ

When you want to change the temperature of the toilet seat

Toilet seat temperature

低 高 便座

• It switches each time you press 便座.

Temperature display (lamp on)

"Off" Room temperature	"Low" Approx. 33°C (Approx. 30°C)	"Medium" Approx. 37°C (Approx. 33°C)	"High" Approx. 29°C (Approx. 29°C)

The temperature in parentheses is when no one is seated.

Note:

The in the illustration indicates that the light is on.

Note:

In places with low water pressure, water may not come out if you use a weak cleaning strength. In this case, use a strong cleaning strength.

I want to save electricity

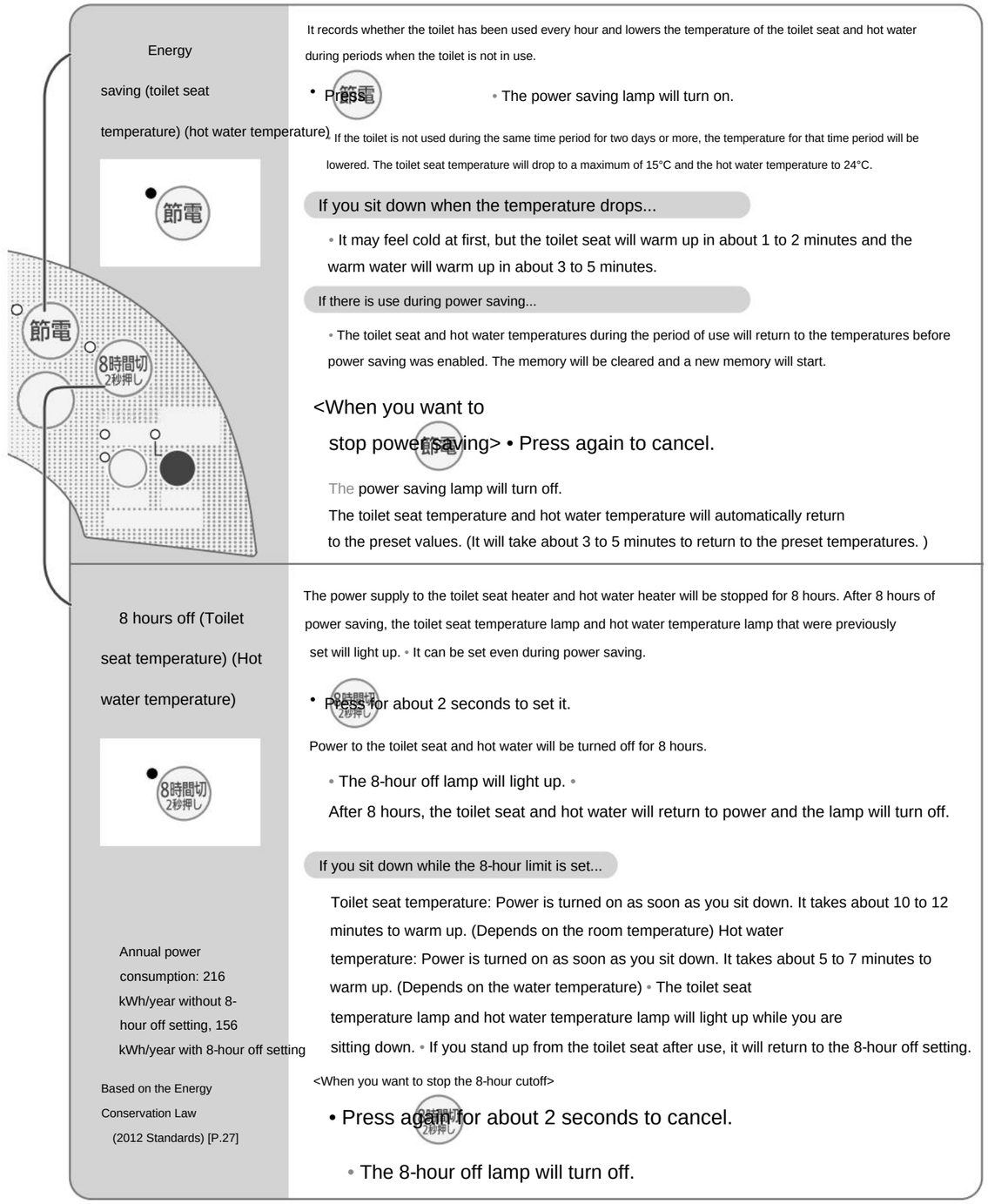

Energy saving (toilet seat temperature) (hot water temperature)

節電

It records whether the toilet has been used every hour and lowers the temperature of the toilet seat and hot water during periods when the toilet is not in use.

• Press 節電. • The power saving lamp will turn on.

• If the toilet is not used during the same time period for two days or more, the temperature for that time period will be lowered. The toilet seat temperature will drop to a maximum of 15°C and the hot water temperature to 24°C.

If you sit down when the temperature drops...

• It may feel cold at first, but the toilet seat will warm up in about 1 to 2 minutes and the warm water will warm up in about 3 to 5 minutes.

If there is use during power saving...

• The toilet seat and hot water temperatures during the period of use will return to the temperatures before power saving was enabled. The memory will be cleared and a new memory will start.

<When you want to stop power saving> • Press again to cancel. 節電

The power saving lamp will turn off.
The toilet seat temperature and hot water temperature will automatically return to the preset values. (It will take about 3 to 5 minutes to return to the preset temperatures.)

8 hours off (Toilet seat temperature) (Hot water temperature)

8時間切 2秒押し

The power supply to the toilet seat heater and hot water heater will be stopped for 8 hours. After 8 hours of power saving, the toilet seat temperature lamp and hot water temperature lamp that were previously set will light up. • It can be set even during power saving.

• Press 8時間切 2秒押し for about 2 seconds to set it.

Power to the toilet seat and hot water will be turned off for 8 hours.

• The 8-hour off lamp will light up. •
After 8 hours, the toilet seat and hot water will return to power and the lamp will turn off.

If you sit down while the 8-hour limit is set...

Toilet seat temperature: Power is turned on as soon as you sit down. It takes about 10 to 12 minutes to warm up. (Depends on the room temperature) Hot water temperature: Power is turned on as soon as you sit down. It takes about 5 to 7 minutes to warm up. (Depends on the water temperature) • The toilet seat temperature lamp and hot water temperature lamp will light up while you are sitting down. • If you stand up from the toilet seat after use, it will return to the 8-hour off setting.

Annual power consumption: 216 kWh/year without 8-hour off setting, 156 kWh/year with 8-hour off setting

Based on the Energy Conservation Law (2012 Standards) [P.27]

<When you want to stop the 8-hour cutoff>

• Press again for about 2 seconds to cancel. 8時間切 2秒押し

• The 8-hour off lamp will turn off.

notice

• When the power plug is unplugged, there is a power outage, or the leakage test switch is pressed
The settings for "Power Save" and "8-hour off" and the memory of whether or not they were used will be cleared.